



COUNTY OF SAN JOAQUIN

DEPARTMENT OF PUBLIC WORKS
P.O. BOX 1810-1810 E. HAZELTON AVENUE
STOCKTON, CALIFORNIA 95201
(209) 468-3000
FAX # (209) 468-9324

Permit No: PS-1600333
Date Issued: 02/18/2016
Start Date: 02/28/2016
Exp. Date: 07/01/2016
Project No: PWP730052
Quad: SW

UE/CR/PM NO:31163009

ENCROACHMENT PERMIT

To: PACIFIC GAS & ELECTRIC - STOCKTON
PO BOX 930
STOCKTON, CA 95201

Encroachment Type:

Pole Replacement			
------------------	--	--	--

Location:

N/S OF LARCH RD. 1775' W/O TRACY BLVD.

In compliance with your request of **02/18/2016**, permission is hereby granted to do work in County right-of-way as shown on attached application and subject to all the terms, conditions and restrictions written below or printed as general or special provisions on any part of this form. See reverse side and attached sheet, if any.

Trench excavations for service connections will not be permitted within ten feet (10') of pavement centerline unless otherwise approved by the Director. Surface of trench patches shall match in kind and be smooth and even with that of abutting surface. Special attention shall be given to depth of utilities through roadside area in anticipation of future drainage facilities, road profile and/or frontage development. All underground utility facilities are to be established and accurately dimensioned on sketches from surveyed centerline of road right of way, or from right of way (border) lines.

Permittee shall call the Department of Public Works, Field Engineering Division (Permit Inspections) at (209)953-7421 at least **forty-eight hours prior to beginning any work within the County right of way**. All work performed under this permit shall conform to the rules and regulations pertaining to safety established by the California Division of Industrial Safety and Cal-OSHA.

The jobsite shall be kept in a safe condition at all times by the daily removal of any excess dirt or debris which might be a hazard to either pedestrian or automobile traffic. All necessary traffic convenience and warning devices and personnel shall be provided, placed and maintained by and at the sole expense of the Permittee in accordance with the latest edition of the CALTRANS Manual of Traffic Control.

After completion of the work permitted herein, all debris, lumber, barricades, or any excess material shall be removed and the jobsite left in a neat workmanlike manner. Immediately following completion of construction permitted herein, Permittee shall fill out and mail notice of completion (see attached post card) provided by Grantor.

Special Comments:

Traffic Control Per MUTCD

FORMS:

SS/WW, R-29		
-------------	--	--

Est. Permit Fee: \$824.00

WHITE -Permittee
GOLDENROD -PWD Central File
YELLOW -Field Inspection
PINK -Permit Section

KRIS BALAJI, Director
Department of Public Works

By: 

Permit Section

ENCROACHMENT PERMIT GENERAL PROVISIONS

13-1

1. This permit is issued under and subject to all laws and ordinances of agencies governing the encroachment herein permitted. See the following references:

STREETS AND HIGHWAYS CODE

1. Division 1, Chapter 3
2. Division 2, Chapter 2, Section 942
3. Division 2, Chapter 4, Section 1126
4. Division 2, Chapter 5.5 and Chapter 6

SAN JOAQUIN COUNTY ORDINANCES NUMBERED: 324, 441, 648, 662, 672, 695, 700, 860, 892, 3359, and 3675.

2. It is understood and agreed by the Permittee that the performance of any work under this permit shall constitute an acceptance of all the provisions contained herein and failure on the Permittee's part to comply with any provision will be cause for revocation of this permit. Except as otherwise provided for public agencies and franchise holders, this permit is revocable on five days notice.
3. All work shall be done subject to the supervision of and the satisfaction of the grantor. The Permittee shall at all times during the progress of the work keep the County Highway in as neat and clean condition as is possible and upon completion of the work authorized herein, shall leave the County Highway in a thoroughly neat, clean and usable condition.
4. The Permittee also agrees by the acceptance of this permit to properly maintain any encroachment structure placed by the Permittee on any part of the County Highway and to immediately repair any damage to any portion of the highway, which occurs as a result of the maintenance of the said encroachment structure, until such time as the Permittee may be relieved of the responsibility for such maintenance by the County of San Joaquin.
5. The Permittee also agrees by the acceptance of this permit to make, at its own expense, such repairs as may be deemed necessary by the County Department of Public Works.
6. It is further agreed by the Permittee that whenever construction, reconstruction or maintenance work upon the highway is necessary, the installation provided for herein shall, upon request of the County Department of Public Works, be immediately moved or removed by and at the sole expense of the Permittee.
7. No material used for fill or backfill in the construction of the encroachment shall be borrowed or taken from within the County right of way.
8. All work shall be planned and carried out with as little inconvenience as possible to the traveling public. No material shall be stacked within eight feet (8') of the edge of the pavement or traveled way unless otherwise provided herein. Adequate provision shall be made for the protection of the traveling public. Traffic control standards shall be utilized including barricades; approved signs and lights; and flagmen, as required by the particular work in progress.
9. The Permittee, by the acceptance of this permit, shall assume full responsibility for all liability for personal injury or damage to property which may arise out of the work herein permitted or which may arise out of the failure of the part of the Permittee to properly perform the work provided under this permit. In the event any claim of such liability is made against the County of San Joaquin or any department, official or employee thereof, the Permittee shall defend, indemnify, and hold each of them harmless for such claim.
10. All backfill material is to be moistened as necessary and thoroughly compacted with mechanical means. If required by the County Director of Public Works, such backfill shall consist of gravel or crushed rock. The Permittee shall maintain the surface over structures placed hereunder as may be necessary to insure the return of the roadway to a completely stable condition and until relieved of such responsibility by the County Department of Public Works. Wherever a gravel, crushed rock or asphalt surface is removed or damaged in the course of work related to the permitted encroachment, such material shall either be separately stored and replaced in the roadway as nearly as possible in its original state or shall be replaced in kind, and the roadway shall be left in at least as good a condition as it was before the commencement of operations of placing the encroachment structure.
11. Whenever it becomes necessary to secure permission from abutting property owners for the proposed work, such authority must be secured by the Permittee prior to starting work.
12. The current and future safety and convenience of the traveling public shall be given every consideration in the location and methods of construction utilized.
13. The Permittee is responsible for the preservation of survey monuments located within the area of work herein permitted. Prior to the start of construction, survey monuments that potentially may be disturbed shall be located and referenced by a Licensed Land Surveyor, and a Corner Record filed with the County Surveyor. Any Survey Monuments disturbed during the course of construction shall be reestablished by a Licensed Land Surveyor and another Corner Record filed with the County Surveyor. (Land Surveyors' Act Section 8771)
14. Prior to any excavation, the Permittee shall notify USA North (Underground Service Alert of Northern California and Nevada) at 811 or 800-227-2600 forty-eight (48) hours in advance.

APPLICATION FOR ENCROACHMENT PERMIT

PLEASE PRINT:

Date 12-17-2015 2-18-2016

To: San Joaquin County
Department of Public Works

PG&E Pm 31163009
(Applicant Name)

4040 West Lane
(Mailing Address)

Stockton CA 95204
(City, State, Zip Code)

(209) 373-9432
(Area Code - Telephone Number)

OFFICE USE ONLY

JOB #	<u>73005210</u>	REF #	
APN		CR #	
EXP. DATE	<u>7/1/16</u>		
VALID	<u>02/28/16</u> TO <u>7/1/16</u>	DRIVEWAYS:	
STREET	<u>LARCH RD.</u>	*	
AREA	<u>TRACT</u> QUAD <u>SW</u>	*	
TYPE	<u>Pole Replacement</u>	*	
FORMS	<u>5/1/16</u>		
NOTES			

Sketch (Detailed plans may be submitted)

See Attached.

The undersigned hereby applies for permission to excavate, construct and/or otherwise encroach on County Highway Right-of-Way on the N side of W Larch Rd approximately 1775 feet mile W of N Tracy Blvd, TRACY, by performing the following work (description of work):

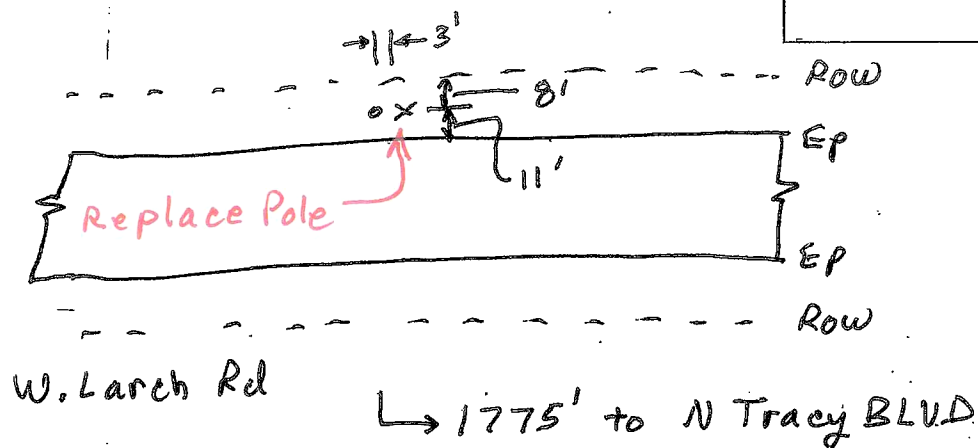
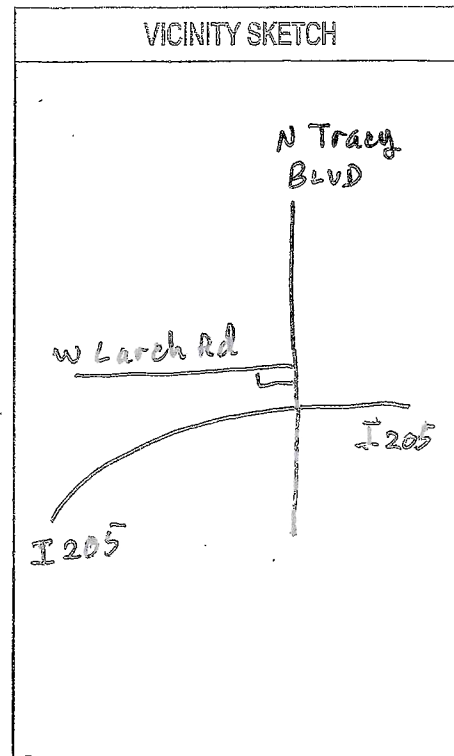
Replace Pole.

Work will commence on or about 12-5-2016 for approximately 120 days.

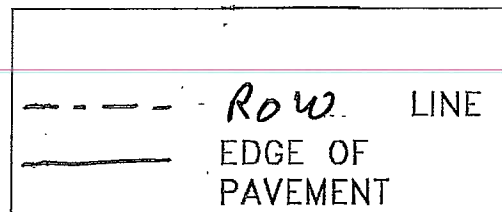
I, the undersigned, certify that I am the owner of the respective property, or am qualified to represent the owner and agree to do the work described above in accordance with the rules and regulations of San Joaquin County and subject to inspection and approval.

R Damio
Signature of Applicant - Title

12-17-2015
Date



LEGEND



EST: ADAM VOGELAAR

ADE:

SUPV:

REP:

PLNR:

SCALE:

DATE:

NTS



PERMIT SKETCH
REPLACE DETERIORATED POLE

10988 W Larch Rd Tracy CA
PACIFIC GAS AND ELECTRIC COMPANY

CO:

SD:

NOTIF:

OTHER:

SHT: 1 OF 1

SHEETS


PM:

REV.

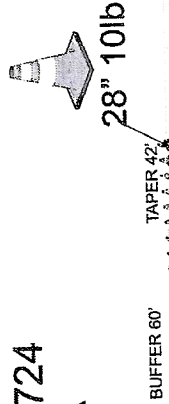
31163009

1

SIGNS BEING USED



LOC 1
NOTIF: 110307724
WORK AREA



W Larch Rd

W20-1

1,740 FT TO TRACY BLVD

For TCP questions call
ROBERT @ 209-200-3351

SEE SPEC SHEET 2 FOR ADDITIONAL
TRAFFIC CONTROL STIPULATIONS

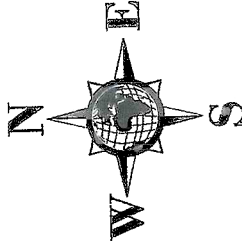
Pedestrian and Bicycle Access
to remain open at all times.

Minimum 12ft clearance for traffic

Work shall not exceed 12 hours

NOT TO SCALE

HOURS OF WORK SHALL BE DETERMINED BY SAN JOAQUIN COUNTY



mph	feet	SPEED	TAPER	SIGN SPACING	TAPER	TANGENT
25	125'	100'	25	50		
30	180'	30	60			
35	245'	35	70			
40	320'	40	80			
45	540'	45	90			
50	600'	50	100			
BUFFER (1/2 taper)		SHOULDER (1/3 taper)				

C30A-CA

C24-CA

W20-1

R30 24X24" Barricade
mounted, placed on both
sides of the street 20' apart
72HR prior to start of work.



ADDITIONAL TRAFFIC CONTROL
PERSON TO MAINTAIN CLOSURE AND
ASSIST BICYCLE, PEDESTRIAN AND DRIVE
WAY TRAFFIC SHOULD NEED ARISE

ELEC

PM# 31163009

Owner	SAN JOAQUIN COUNTY
Project Location	Tracy, CA
Project Address	10988 W Larch Rd
Prime Contractor	City Rise Services, Inc.
PG&E	PS-1
Phone	209-333-0807
Registered By	CITY RISE SERVICES, INC.
10/13/2015	

CLOSURE STIPULATIONS AND REQUIREMENTS THAT MUST BE FOLLOWED AT ALL TIMES DRIVEWAY ACCESS SHALL REMAIN OPEN OR ACCESSIBLE AT ALL TIMES

- All lane closures shall meet or exceed CA MUTCD 2014 specifications as well as conform to hours of work set forth by the County.
- All areas of work when encroaching upon sidewalk access OR pedestrian safety shall have the latest CA MUTCD 2014 Edition, Temporary Traffic Control, sidewalk closure detail in place to ensure pedestrian and public safety.
- Pedestrian traffic shall at all time have a minimum 4 feet wide area of travel.
- All open excavation areas shall be backfilled or trench plated prior to public usage.
- All closures set forth in this TCP are the minimum allowed on project, field conditions may change requiring further traffic safety devices or traffic control person to ensure safety of traveling public, pedestrians as well as work forces.
- All changes to ensure safety will be made immediately to ensure a safe environment for all parties.
- All traffic control devices, vehicles and personnel must be suited for the purpose intended as well as meet or exceed latest CA MUTCD 2014 Edition, Temporary Traffic Control requirements as well as County requirements.
- All Devices shall be removed when no longer required.
- All flaggers shall be certified and all intersections shall be flagged when required as shown on plans.
- If work is done at night or encroaches on the hours of darkness all road work ahead signs shall have a flashing beacon, light towers will be used for flaggers and work areas and all other latest CA MUTCD 2014 Edition, Temporary Traffic Control requirements shall be met or exceeded as well.
- NOT TO SCALE—SPACING OF SIGNS, TAPER AND TANGENTS WILL BE SPACED AS PER TABLE HAS SET FORTH AS GOVERNED BY TRAVEL SPEEDS.
- All traffic devices shall meet or exceed latest CA MUTCD 2014 Edition, Temporary Traffic Control. All signs shall be high intensity night time reflective, 48"x48" roll up signs. All signs shall have a minimum of 2, 18" day time flags attached to sign stands during day time hours and if applicable flashing 12", 12v beacons for night time work.
- Sign stands shall meet latest CA MUTCD 2014 Edition, Temporary Traffic Control, as well as allowing for 18" to 7' height for signs and spring equipped for windy conditions.
- All hours of work shall be dictated by the County specified lane closure charts or as directed by the County Inspector.
- Vehicle path of travel shall never be less than 12' in width. Closures and excavation not to exceed what forces expect to excavate per the daily shift.
- Roadway shall not be opened until safe for public use. All open trenches must be plated or backfilled prior to public usage.
- All areas of excavation must have a valid USA dig tag with corresponding dig ticket number. Proof must be carried with the excavating forces at all times.